



DEPARTMENT OF THE ARMY
HEADQUARTERS
UNITED STATES ARMY COMBAT DEVELOPMENTS COMMAND
EXPERIMENTATION COMMAND
FORT ORD, CALIFORNIA 93941

IN REPLY REFER TO
CDEC-GC-0

22 JUN 1967

SUBJECT: Retirement Ceremony

TO: See Distribution

1. References.
 - a. FM 22-5.
 - b. AR 600-25.
 - c. Fort Ord Regulation 600-6.
2. A review, to include a retirement ceremony, will be conducted at 1100 hours, Wednesday, 28 June 1967 at the South Parade Ground, for officer and enlisted personnel retiring during the month of June 1967. The United States Army Combat Developments Command Experimentation Command will conduct this ceremony.
3. Reviewing Party.
 - a. Reviewing Officer: Major General George L. Mabry, Jr.
 - b. Retiring Personnel: Inclosure 1.
 - c. Alignment of Reviewing Party: Inclosure 2.
4. Commander of Troops. Lieutenant Colonel A. R. Clark, Experimentation Battalion (Infantry).
5. Uniform and Equipment.
 - a. Retirees: Army Green, low quarters, service cap, name tag, and authorized ribbons and badges.
 - b. Experimentation Battalion (Infantry): Fatigues with boots, steel helmets with camouflage cover (brown side), pistol belt, suspenders, canteen with cover, first aid pouch, bayonet with scabbard, blue

SUBJECT: Retirement Ceremony

scarves and will carry rifle, M14. Officer personnel may carry pistol, caliber .45 with hip holster as directed by Commander of Troops.

c. Color Guard: Colors of all authorized units of USACDCEC will be massed. Uniform of color guard as detailed in paragraph 5b.

d. Flag Orderlies: Uniform as indicated in paragraph 5b, above, less M14 rifle and web gear.

6. Formation. See Inclosure 3.

7. Practice Review.

a. Practice at the South Parade Ground will be conducted for key personnel at 0900 hours, and for all personnel, including the band and retirees at 1000 hours, Wednesday, 28 June 1967. (Uniform as prescribed in paragraph 5, above.)

b. Practice for inclement weather schedule, if necessary, will be held in the Sports Arena at 0900 hours, Wednesday, 28 June 1967. A determination will be made by the G2/3, this headquarters, not later than 0830 hours, 28 June 1967. (Uniform as prescribed in paragraph 5b, above.)

8. Sequence of Events. See Inclosure 4.

9. Administrative Instructions.

a. Experimentation Battalion (Infantry).

(1) Furnish Commander of Troops and Staff four companies of 90 men each, each with a 9 man front and a 10 man depth, company commander, guidon bearer, first sergeant, three platoon leaders and three guides.

(2) Mark parade field as indicated in Inclosure 3.

(3) Furnish two flag orderlies for the reviewing stand. Grade E-5 or above.

(4) Furnish detail to police South Parade Ground on 27 June 1967. Police should be accomplished not later than 2000 hours, 27 June 1967, but not before 1600 hours, 27 June 1967.

22 JUN 1967

SUBJECT: Retirement Ceremony

(5) Furnish color guards and colors for all USACDCEC units.

(6) In the event of inclement weather, furnish five man detail to NCOIC Sports Arena at 0830 hours, 28 June 1967.

b. Headquarters Commandant.

(1) Furnish a minimum of seven ushers (two NCO's and 5 EM). Uniform Class A, service cap, boots with white pistol belt, white gloves and no weapon. White accouterments available through ACofS, G3, United States Army Training Center, Infantry.

(2) Place folding chairs and blankets in the reserved guest boxes next to the reviewing stand.

(3) Furnish place cards for reviewing party. Cards to be placed on the floor of reviewing stand in accordance with Inclosure 2.

(4) Decorate the reviewing stand. Secure eight (8) Sixth US Army area state flags from 2nd Brigade, United States Army Training Center, Infantry, for display on top of bleachers.

c. All USACDCEC units having colors (organization and national flags) will provide same to the Experimentation Battalion (Infantry) not later than 27 June 1967. The USACDCEC colors will be obtained from the command SGM on 28 June 1967.

d. ACofS, G2/3.

(1) Captain Thomas S. Waller, O&T Division, telephone: 3209/3189, is appointed USACDCEC Project Officer.

(2) Coordinate all activities contained in this directive.

(3) Prepare announcement for insertion in USACDCEC Daily Bulletin and United States Army Training Center, Infantry, Daily Bulletin.

(4) Arrange for Sports Arena on a standby basis.

(5) Arrange for band support.

10. Fort Ord will provide the following support.

CDEC-GC-0


22 JUN 1967

SUBJECT: Retirement Ceremony

- a. Ambulance support will be provided by United States Army Training Center, Infantry.
- b. Transportation support in the event of inclement weather will be provided by United States Army Training Center, Infantry.
- c. Military Police for traffic control will be provided by United States Army Training Center, Infantry.
- d. Information Office, United States Army Training Center, Infantry, will provide photographers and reporters.
- e. Weapons and Equipment Pool, United States Army Training Center, Infantry, will provide PA set, an alternate, and personnel to set up speakers.
- f. Adjutant General, United States Army Training Center, Infantry, will furnish an officer to read the retirement orders and to introduce the Reviewing Officer to the retirees prior to the ceremony.

11. A copy of the review directive of the Experimentation Battalion (Infantry) will be submitted to ACoFS, G2/3, ATTN: CDEC-GC-0, not later than 26 June 1967.

FOR THE COMMANDER:


ROBERT D. McGUIRE
Captain, AGC
Asst AG

5 Incl

1. Roster of Retiring Personnel
2. Alignment of Reviewing Party
3. Troop Formation
4. Sequence of Events
5. Troop Formation Inclement Weather
6. Sequence of Events Inclement Weather

DISTRIBUTION:

A

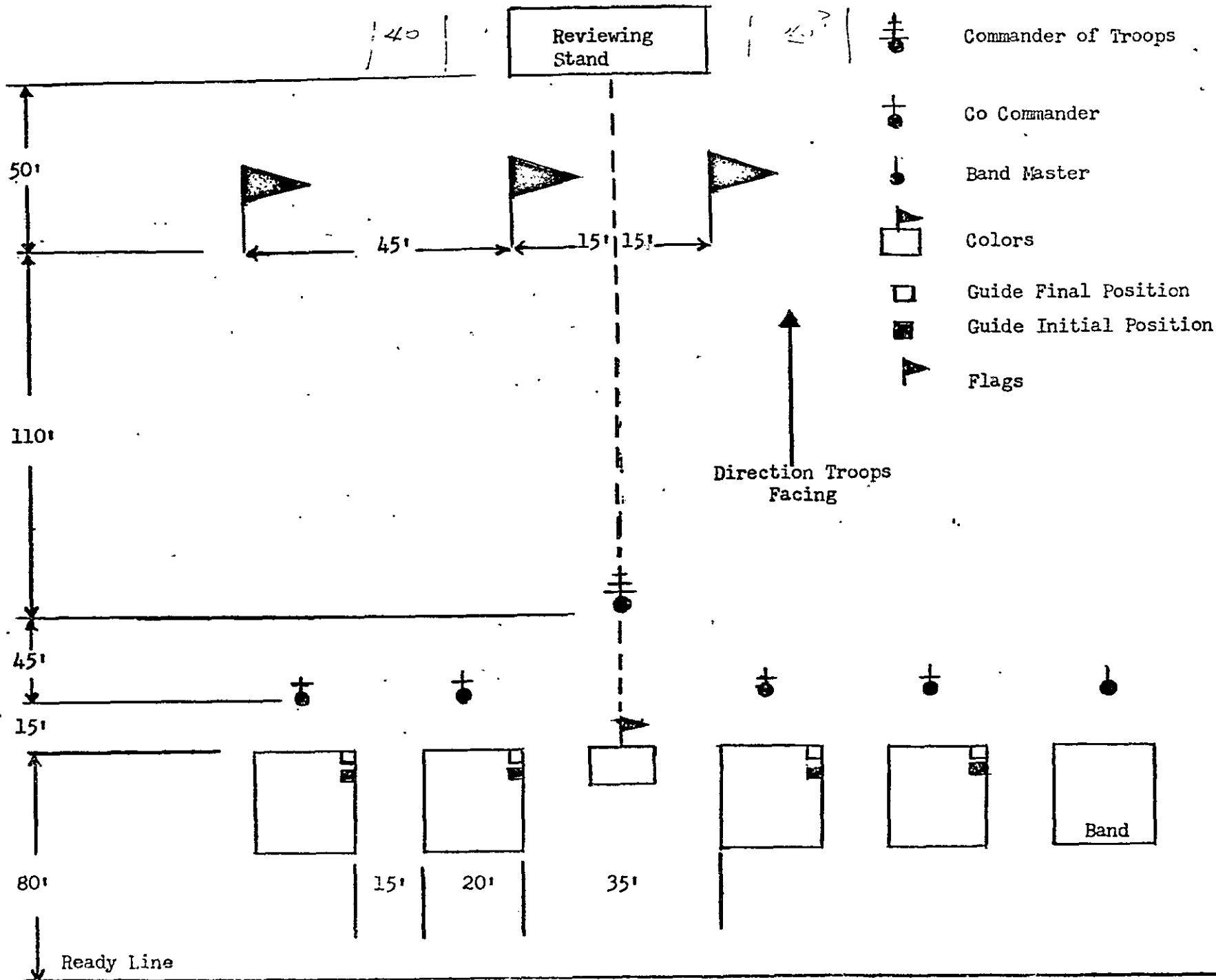
RETIRING PERSONNEL

| <u>AD</u> <u>GRADE</u> | <u>NAME</u> | <u>SN</u> | <u>DOR</u> | <u>RET</u> <u>GRADE</u> | <u>UNIT</u> | <u>EXPECTED</u> <u>GUEST</u> |
|---------------------------|----------------------|-------------|------------|----------------------------|-----------------------|---------------------------------|
| LTC | Dennis J. Wardell | 050237 | 12 Jul 60 | LTC | HQ, USACDCEC | 5 |
| LTC | Clarence A. Hassel | 01062729 | 28 Aug 63 | LTC | HQ, USACDCEC | 4 |
| LTC | Theodore M. Devine | 01184370 | 21 Jan 65 | LTC | HQ, USAG | 5 |
| MAJ | William J. Stevenson | 074856 | 12 May 64 | MAJ | HQ, USACDCEC | 3 |
| CW4 | James C. Moberly | W 906910 | 1 Nov 64 | CW4 | 587th Lt Maint Co | 5 |
| CW3 | Walter C. Larson | W 3150354 | 21 May 65 | CW3 | HQ, USAG | |
| SGM | Lester Edgar | RA 38506482 | 27 May 59 | SGM | HQ, USACDCEC | 13 |
| SGM | Felipe A. Fernandez | RA 6739532 | 21 Aug 64 | CPT | HQ Co, USAG | 6 |
| 1SG | William H. Benton | RA 17226446 | 24 Feb 62 | 1SG | Co A, 4th Bn, 1st Bde | 3 |
| MSG | John E. Sochor | RA 19044089 | 28 Aug 51 | MSG | HHD, 2nd Bde | 5 |
| MSG | John M. Craven | RA 36052871 | 24 Jun 55 | MSG | HQ Co, USAG | 6 |
| SFC | Melvin H. Woody | RA 16251114 | 17 Jun 58 | SFC | HQ Co, USACDCEC | 8 |
| PSG | Jeff D. Nevels | RA 18292612 | 17 Jan 61 | PSG | Co A, 1st Bn, 3rd Bde | |
| SSG | Melbourne N. Hill | RA 37039833 | 4 Aug 60 | SSG | HQ Co, USAG | 1 |
| SSG | Brye G. Jensen | RA 19305636 | 14 Sep 64 | SSG | HQ Co, USAG | 8 |
| SSG | Manuel Rodriguez | RA 36921899 | 7 Mar 60 | | 4th Bn, 41st | |

ALIGNMENT OF REVIEWING PARTY

| | | | | | | |
|----------------|------------------|------------------|---------------|----------------|------------------|---------------------------|
| CW4 MOBERLY | MAJ STEVENSON | LTC DEVINE | LTC HASSEL | LTC WARDELL | MG MABRY | COMMANDER OF TROOPS |
| MSG SOCHOR | 1SG BENTON | SGM FERNANDEZ | SGM EDGAR | CW3 LARSON | SSG RODRIGUEZ | |
| SSG JENSEN | SSG HILL | PSG NEVELS | SFC WOODY | MSG CRAVEN | | |

South Parade Ground



SEQUENCE OF EVENTS

1. Ten minutes prior to Adjutant's Call, the Project Officer forms the retirees in the vicinity of the reviewing stand for publicity photographs by the Information Section.

2. Prior to the arrival of the Reviewing Officer, the Project Officer forms the retirees to the right rear of the reviewing stand in an appropriate number of ranks facing the troops, with the senior retiree on the right. At this time, a designated AG officer introduces the Reviewing Officer to each of the retirees beginning with the senior retiree.

3. Upon completion of the introductions, the Project Officer forms the retirees to facilitate their movement onto the reviewing stand at the appropriate time (see paragraph 17, below).

4. All units will be formed on the Ready Line not later than 10 minutes prior to Adjutant's Call. After dressing their units on the Ready Line, company commanders give their troops "AT EASE". The Adjutant and band form in position on the Line of Troops.

NOTE: a. Normal commands will be shown in quotation marks with preparatory command in small case letter, command of execution in capital letters.

EXAMPLE: "Present, ARMS"

b. Combined commands and directives, given without inflection and at uniformly high pitch, will be shown in quotation marks in capital letters.

EXAMPLE: "PRESENT ARMS"

5. Upon signal of the Adjutant, the band sounds "Attention" and "Adjutant's Call."

6. At the sounding of "Attention", the right flank company commander commands, "Company, ATTENTION."

7. At the sounding of "Adjutant's Call", the right flank company commander commands, "Right Shoulder, ARMS", and, "Forward, MARCH". The command, "MARCH", will be so timed that the right flank company steps off at the first note of the marching music following "Adjutant's Call".

8. The company moves forward and the company commander commands, "GUIDE ON LINE". At this command, the guide executes Port Arms, moves out at double time to his marker on the line of troops, halts, executes Order Arms and faces the Adjutant.

9. As the company approaches its guide, the company commander commands, "Company, HALT", so as to halt the leading man of the right file as close to the guide as possible. The company commander then commands, "Order, ARMS", and "At Close Interval, Dress Right, DRESS". At the command of execution "DRESS", the leading man of the right file moves forward until his chest touches the guide's right arm. The right flank platoon leader moves by the most direct route to the right flank and verifies the alignment of the first six ranks. Having completed this, the platoon leader returns by the most direct route to his position in the formation. The company commander then commands, "Ready, FRONT", and faces to the front.

10. Each succeeding company will move to the Line of Troops and align thereon as prescribed above, except that the cue for each succeeding company commander to bring his unit to Attention will be as the last rank of the preceding unit passes the first rank of his own.

NOTE: Sequence of movement will be from right to left with the colors acting as a separate unit under the command of the Senior Color Sergeant.

11. When all the company commanders have faced to the front, the Adjutant signals the band to stop playing. The Adjutant then marches by the most direct route to a position midway between the line of company commanders and the Commander of Troops, halts, faces the Line of Troops and directs, "GUIDES POST".

12. At this command, the guides face to the left in marching from a halt and take their positions in ranks. The Adjutant then directs "PRESENT ARMS".

13. The Commander of Troops, with the remainder of his staff, moves forward to his position on the review field, and receives the report of the Adjutant.

NOTE: Movement directed by the Adjutant and the Commander of Troops will be executed as follows:

- a. Commencing with the center companies, company commanders will direct their companies to execute the movement, e.g., "Present, ARMS".
- b. Company commanders bring their units to the position directed, e.g., "Present, ARMS", starting with the center companies and continuing simultaneously toward both flanks.

- c. In subsequent commands involving two movements, e.g., "Order Arms and Parade Rest", both movements will be executed by each company before the succeeding company executes.

14. When all troops are at Present Arms, the Adjutant faces the Commander of Troops, salutes, and reports, "Sir, the Review is Formed".

15. The Commander of Troops returns the salute of the Adjutant and commands, "POST". The members of the staff do not salute with the Commander of Troops when the troops are presented to him. The Adjutant passes to the right of the Commander of Troops and takes his post on line with the staff.

16. The Commander of Troops then directs, "ORDER ARMS". When all troops have come to Order Arms, the Commander of Troops faces the reviewing stand. At the command of the senior staff member, the staff marches to their new position to the rear of the Commander of Troops (FM 22-5).

17. The Reviewing Officer and members of the reviewing party take their positions on the reviewing stand.

18. The Commander of Troops faces about and directs, "PRESENT ARMS". When all troops are at Present Arms, the Commander of Troops faces the reviewing party, commands, "Staff, Present, ARMS", and he and his staff execute Present Arms together.

19. As the hand of the Commander of Troops is raised in executing the salute, the band plays appropriate honors. Upon completion of the honors, the Commander of Troops commands, "Staff, Order, ARMS", and he and his staff terminate their salutes together. The Commander of Troops then faces about and directs, "ORDER ARMS".

20. After all of the companies have executed Order Arms, the Commander of Troops commands, "Colors, Center, MARCH". Upon this command, the color guard advances forward 14 steps and halts. The staff of the Commander of Troops moves 20 steps to the right to allow the colors to move forward. The staff faces to the right on the preparatory command, "Center", and moves to the right on the command of execution, "MARCH". The staff halts and faces the reviewing stand on command of the senior staff member.

21. When the colors have halted 15 steps from their starting position, the Commander of Troops moves to a position five steps in front of the colors, halts, and faces the reviewing stand. As the Commander of Troops faces the reviewing stand, the band plays appropriate march music.

22. The Commander of Troops then commands, "Forward, MARCH", and he and the colors march forward. When the Commander of Troops reaches a

point 10 steps from the Reviewing Officer, he halts the group with the command, "Colors, HALT". The band stops playing on the command "HALT". The staff of the Commander of Troops returns to its proper position under direction of the senior staff member as soon as the colors have passed.

23. The Commander of Troops marches five steps forward to allow room for the retirees to march in file into position between himself and the colors. When the retirees have faced to the front, the Commander of Troops salutes the Reviewing Officer and reports, "Sir, the colors and persons to be honored are present". The Reviewing Officer returns the salute and directs, "Present the Command".

24. The Commander of Troops faces to the right in marching from a halt, passes around the right flank of the persons to be honored and the color guard, returns to his post in the formation facing the troops, and directs, "PRESENT ARMS". The senior color sergeant commands, "Present, COLORS". Unit colors are presented and color guards execute Present Arms.

25. When all troops are at Present Arms, the Commander of Troops faces about and commands, "Staff, Present, ARMS", and he and his staff salute together.

26. As the hand of the Commander of Troops is raised in the salute, the band plays the "National Anthem". The reviewing party and the persons being honored salute on the first note of the music and terminate their salutes on the last note of the music.

27. Upon completion of the National Anthem, the Commander of Troops commands, "Staff, Order, ARMS", faces about and directs, "ORDER ARMS, PARADE REST".

28. When all troops are at Parade Rest, the Commander of Troops faces about, commands, "Staff, Parade REST" and he and his staff assume the position of Parade Rest together.

29. When the Commander of Troops and his staff have assumed the position of Parade Rest, the designated AG officer will read the retirement orders and service summaries. After the retirement orders are completed, the Reviewing Officer will assume his position on the reviewing stand and make appropriate comments, if desired.

30. After the Reviewing Officer comments, the Commander of Troops faces about and directs, "ATTENTION", and he and his staff displace to

to the right far enough to permit the colors to return to the line of troops. The senior color sergeant commands, "Colors, Reverse, MARCH". All colors execute as outlined in paragraph 137 and Figure 58m, FM 22-5 (30 Nov 1966). After the color guard has reversed its direction, it moves past the line of troops, executes Colors, Reverse March, again at the command of the senior color sergeant, and halts on the line of troops. At the same time, the retirees move back to their positions on the reviewing stand.

31. The Commander of Troops and staff return to their parade positions under direction of the Commander of Troops as soon as the color guard has passed.

32. When all persons are in position, the Commander of Troops faces about and directs, "PASS IN REVIEW". On this command, the band is faced to the right and marched to a position that enables it to move straight out on the route of march without changing direction. The right flank company commander commands, "Company, Right Shoulder, ARMS". When the band is in position and ready to begin, the right flank company commander commands, "Right Turn, MARCH". On the command "MARCH", the band, the right flank company, the Commander of Troops and his staff, step off together, and the band begins to play march music.

33. Successive company commanders command, "Company, Right Shoulder, ARMS", and "Right Turn, MARCH", in time for their units to move into the column at the proper distance from the preceding company for a pass in review.

34. The band and each unit change direction at the flags designating the turning points. The unit commanders in turn command, "Left Turn, MARCH", "Forward, MARCH", to accomplish the change of direction.

35. The Commander of Troops and his staff take a position 12 steps in front of the band after the band has turned onto the reviewing line. The band is 24 steps ahead of the company commander of the lead company.

36. The Commander of Troops commands, "Eyes, RIGHT", so that he and his staff execute the movement as he passes the first red flag in front of the reviewing stand (six steps to the right of the reviewing officer).

37. After executing Ready Front, the Commander of Troops and his staff turn out of the column to the right and move to a position on the right of the reviewing stand. The Commander of Troops takes his post on the right of the Reviewing Officer.

38. As the band approaches the reviewing stand, the drum major, when six steps from the front of the Reviewing Officer, causes the band to interrupt the march music and renders the prescribed ruffles and flourishes only. The Reviewing Officer salutes at his discretion. Other members of the reviewing party do not salute.

39. The drum major and the bandmaster execute and terminate their salutes at the points prescribed for other commanders, paragraph 36, above. When the band has passed the Reviewing Officer, it executes three left turns to take a position in front of and facing the Reviewing Officer and at least 12 steps from the left flank of the marching troops. The band continues to play in position, facing the reviewing stand until the review is ended.

40. Troops march in review with the guide on the right. Each company commander commands, "Eyes, RIGHT", so that the command, "RIGHT", is given as he passes the first red flag (six steps to the left of the Reviewing Officer). At the command, "Right", the company commanders and platoon leaders execute Eyes Right and give the hand salute. The guidon bearer executes Present Guidon and Eyes Right. All troops execute Eyes Right except the right flank men.

41. When the last rank of each company has cleared the second red flag in front of the reviewing stand (six steps to the right of the Reviewing Officer), the company commander commands, "Ready, FRONT", and all salutes are terminated and heads returned to the front. The guidon is returned to the carry.

42. The reviewing party and all spectators salute the colors as they pass the reviewing stand. As the colors pass the reviewing stand, each man of the color guard, except the right flank men, executes Eyes Right at the command, "Eyes, RIGHT", given by the senior color sergeant. At this time, the post and subordinate unit colors salute.

43. Units approaching the end of the parade field execute Right Turns in order to reach the exit.

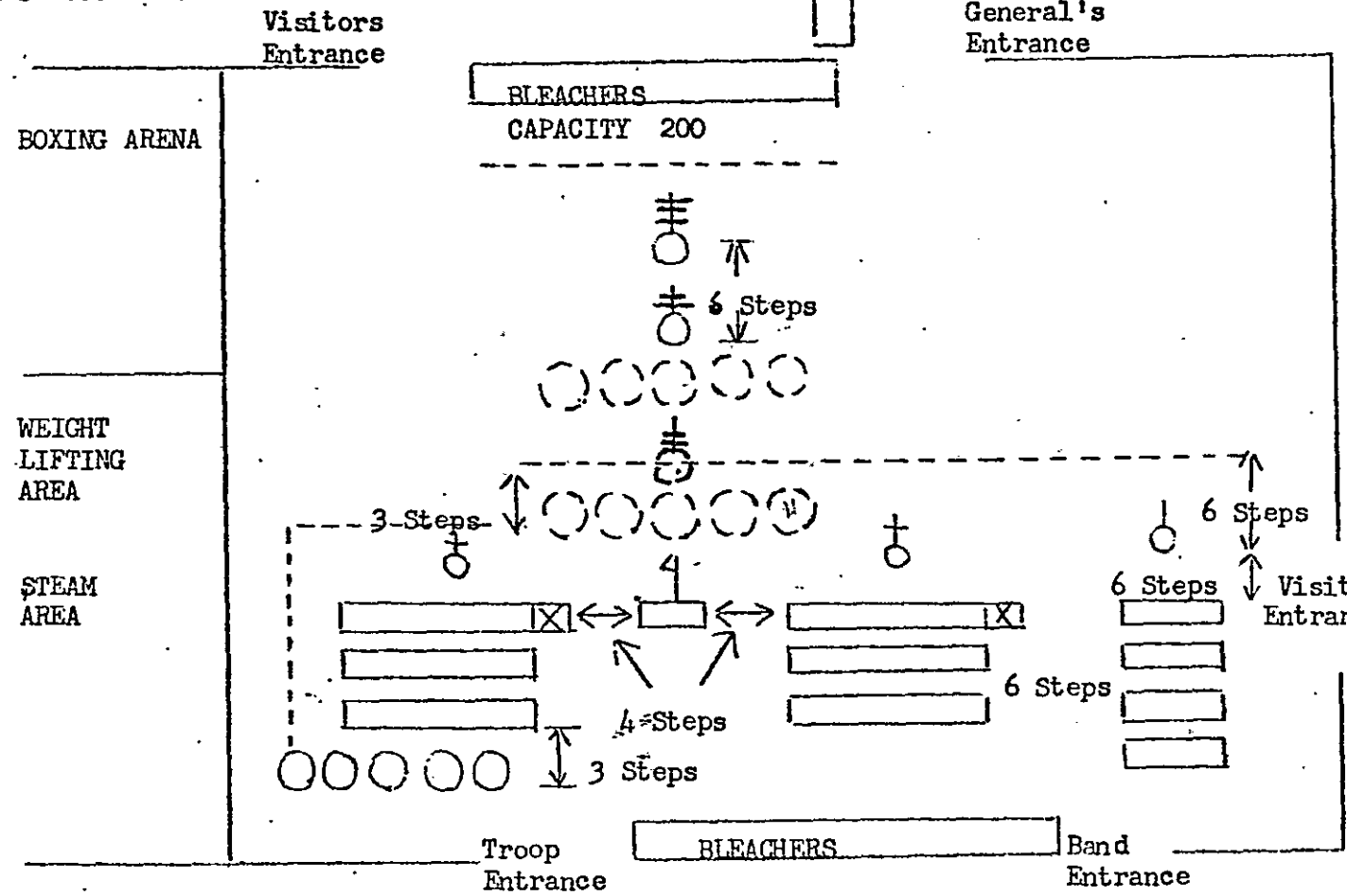
44. When the last company has passed the reviewing stand, the band moves forward, turns to the left on the line of march, and follows the troops from the field, playing march music.









45. When the band has passed the reviewing stand, the Commander of Troops turns to the Reviewing Officer, salutes, and announces, "Sir, this concludes the review". The Reviewing Officer having faced to the right, returns the salute of the Commander of Troops. At this point, the reviewing party leaves the reviewing stand.

TOT AND TEEN SHOP

DIAGRAM OF SPORTS ARENA

9th Street



-  REVIEWING OFFICER
-  CMDR OF TRPS
-  PLT LDR
-  BAND MASTER
-  PLT SGT
-  COLORS
-  RETIREES(1stPos)
-  RETIREES(2,3dPos)

Troop Bus

Color Bus

Troop Bus

Band Bus

SEQUENCE OF EVENTS (INCLEMENT WEATHER)

1. Prior to arrival of the Reviewing Officer, the retirees will form 3 steps behind the color formation, facing the Reviewing Stand.
2. Upon arrival of Reviewing Officer, Commander of Honor Guard calls HONOR GUARD TO ATTENTION.
3. Reviewing Officer takes position, Honor Guard Commander commands, "PRESENT ARMS," faces about, and salutes (if General Officer is present, Ruffles and Flourishes are played).
4. Honor Guard Commander faces about, and commands, "ORDER ARMS."
5. Honor Guard Commander commands, "PERSONS TO BE HONORED, CENTER, (PAUSE) MARCH,"

NOTE: At pause after "CENTER", retiree on right commands, "LEFT FACE." On command, "MARCH", retirees execute Column Right, march forward to position 3 steps behind Honor Guard Commander, execute Column Right and halt so that retirees are centered on Honor Guard Commander. Last retiree to reach his position gives command, "LEFT FACE."

6. Honor Guard Commander commands "FORWARD MARCH." Commander and retirees march forward to position 6 steps in front of Reviewing Officer, and halt on command of Honor Guard Commander. Honor Guard Commander salutes and reports, "SIR, PERSONS TO BE HONORED ARE PRESENT", then faces to the right as in marching and returns to his original position. Honor Guard Commander commands "PRESENT ARMS", faces about, executes Present Arms. At this time, the National Anthem is played.

7. Honor Guard Commander executes Order Arms, faces about, and commands, "ORDER ARMS", and "AT EASE." He faces about, and comes to Parade Rest.

8. Service Summaries are published.

9. Retirees move to position at left of Reviewing Officer.

10. Honor Guard Commander commands "ATTENTION", and "PRESENT ARMS." Honor Guard Commander salutes Reviewing Officer, (if General Officer is present, Ruffles and Flourishes are played), Reviewing Officer then returns salute.

11. Honor Guard Commander commands "ORDER ARMS" and "AT EASE."

12. Reviewing Officer greets retirees' families. Band plays music.